



AN  
ON

ANNUAL  
PART I

# CRIME REPORT

**LIVERMORE POLICE DEPARTMENT**

*SERVICE WITH HONOR.  
PROTECTION WITH PURPOSE.*



# MISSION

*Service with Honor.*

*Protection with Purpose.*

# VISION

*Committed to Organizational  
Excellence & Community Safety*

# VALUES

## INTEGRITY

*Do the right thing, in the right  
way, for the right reason*

## COURAGE

*Have the firmness of mind  
and the will to act*

## PROFESSIONALISM

*Set high standards, represent the  
profession with pride*

## LEADERSHIP

*Be a positive influence,  
accomplish the mission*

## WELLNESS

*Active and intentional pursuit of  
mental and physical health*



# Table of Contents

Uniform Crime Reporting Statistics_____	4
Transparency & Accuracy_____	5
Crime Definitions_____	5
Livermore Historical Crime Statistics 2018-2022_____	6
2022 Crime Statistics_____	7
2022 Part I Crime Statistics, by Crime Type	
Homicide_____	9
Rape_____	9
Robbery_____	9
Aggravated Assault_____	9
Residential Burglary_____	9
Commercial Burglary_____	9
Non-Vehicle Larceny_____	10
Vehicle Larceny_____	10
Vehicle Theft_____	10
Arson_____	10

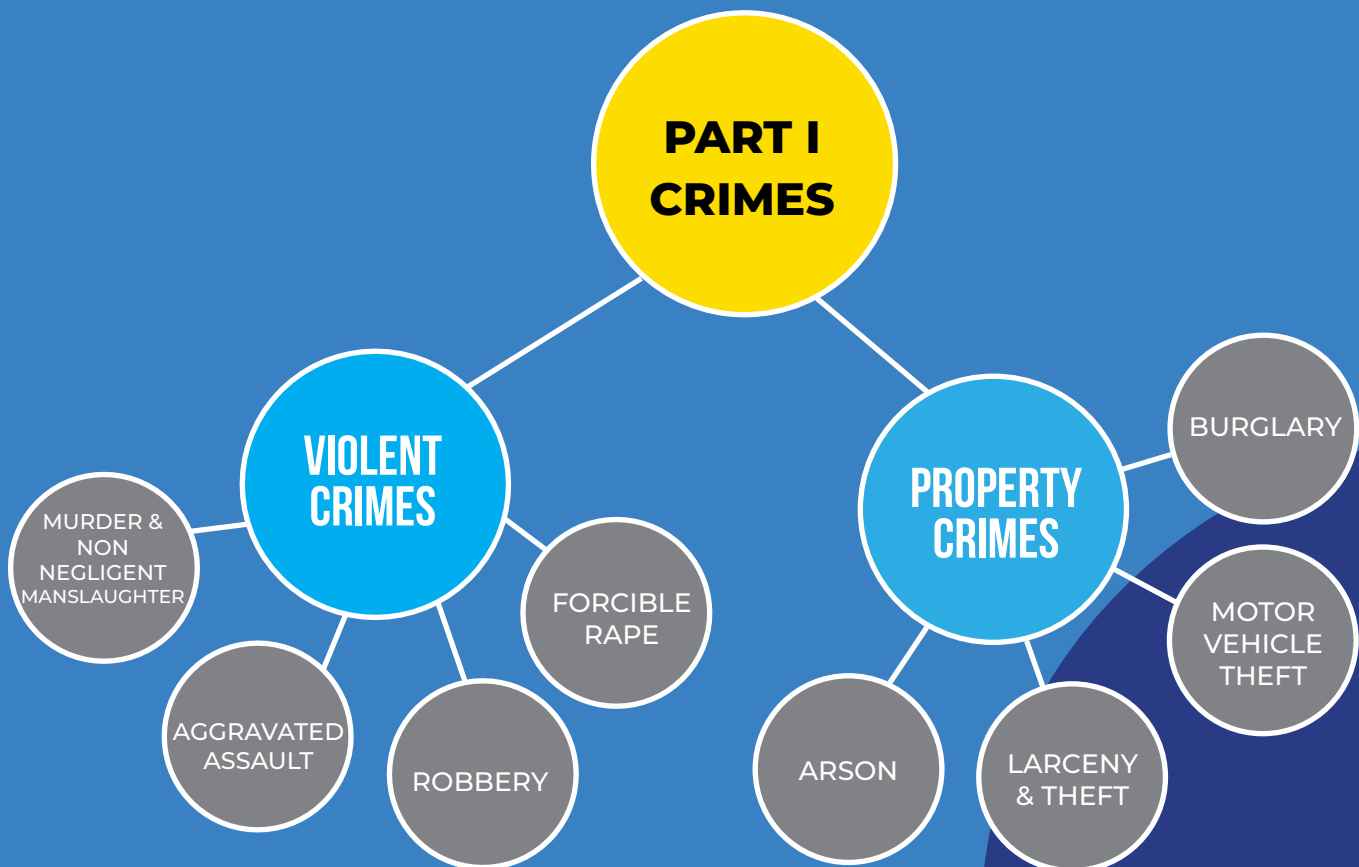
# Uniform Crime Reporting

## Part I & Part II Crimes

The Livermore Police Department reports crime occurring in the city based on the FBI's Uniform Crime Report (UCR) standard. UCR is a statewide program designed to provide a nationwide view of crime based on the submission of statistics by law enforcement agencies throughout the country. The UCR program classifies crime into two groups: Part I and Part II offenses.

Each participating agency is required to report Part I crime on a monthly basis. Monthly crime statistics are reported to the California Department of Justice, which will in turn forward the data to the FBI. UCR data is used in law enforcement administration, operation and management, as well as to track the fluctuations in the level of crime throughout America and the City of Livermore.

### UCR PROGRAM



Part I offenses are selected for submission to the DOJ because they are considered to be the crimes most likely reported and considered as crimes that occur at a sufficient frequency for comparative purposes. These offenses are broken down further into two classifications: violent crimes and property crimes. Violent crimes are defined in the UCR program as those offenses which involve force or threat of force.



# Transparency

The Livermore Police Department is committed to fostering a culture of transparency and accountability throughout the Department and with the community it serves.

This information is made available to members of the public, the media, law enforcement partners and other stakeholders which allows for honest analysis related to the quality work of our employees.

Transparency with the public enhances the trust of community members in the personnel & operations of the Livermore Police Department.

*Although every reasonable effort is made to verify data, accuracy is subject to the constraints of the report generation process as well as the manner, format, point in time of any query and the policy in force at the time. Additionally, follow-up investigations frequently change crime classifications.*

## Crime Definitions

**HOMICIDE:** Includes murder and non-negligent manslaughter. The complete definition can be found [here](#).

**RAPE:** Rape including attempts (not including statutory offenses). In 2013, the FBI revised the definition of rape, which now includes sexual assaults of males and other forms of sexual penetration. The complete definition can be found [here](#).

**ROBBERY:** The taking or attempting to take anything of value from the care, custody, or control of a person or persons by force or threat of force or violence and/or by putting the victim in fear.

**AGGRAVATED ASSAULT:** An unlawful attack by one person upon another for the purpose of inflicting severe or aggravated bodily injury.

**RESIDENTIAL BURGLARY:** The unlawful entry of a structure to commit a felony or theft. To classify an offense as a burglary, the use of force to gain entry need not have occurred.

**COMMERCIAL BURGLARY:** The unlawful entry of a structure to commit a felony or theft. To classify an offense as a burglary, the use of force to gain entry need not have occurred.

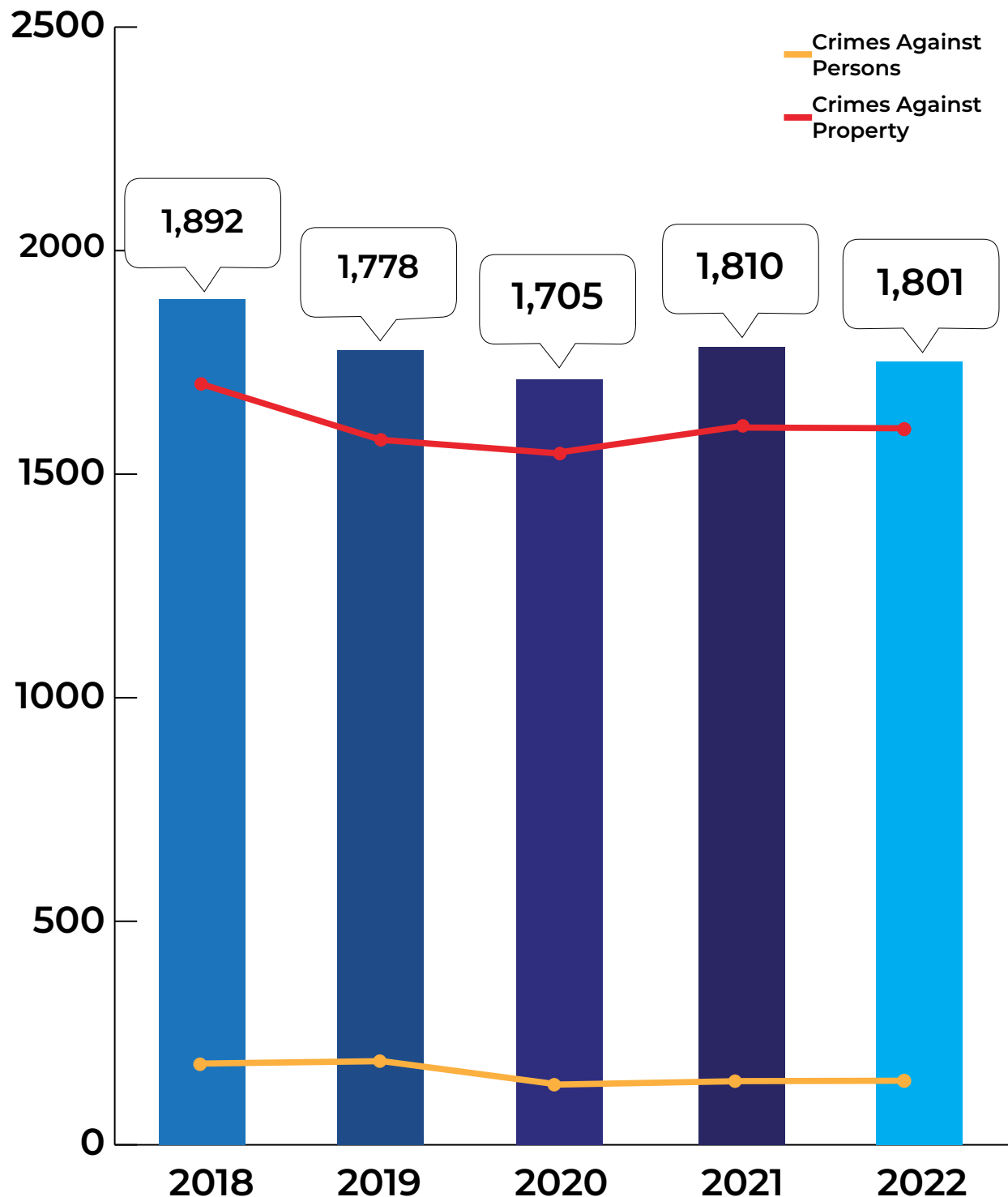
**NON-VEHICLE LARCENY:** The unlawful taking, carrying, leading, or riding away of property from the possession or constructive possession of another.

**VEHICLE LARCENY:** The theft of articles from a motor vehicle, whether locked or unlocked. This type of larceny includes thefts from automobiles, trucks, truck trailers, buses, motorcycles, motor homes, or other recreational vehicles.

**VEHICLE THEFT:** The theft or attempted theft of a motor vehicle. A motor vehicle is self-propelled and runs on land surface and not on rails. Motorboats, construction equipment, airplanes, and farming equipment are specifically excluded from this category.

**ARSON:** Any willful or malicious burning or attempting to burn, with or without intent to defraud, a dwelling house, public building, motor vehicle or aircraft, personal property of another, etc...

# Livermore Historical Crime Statistics 2018-2022

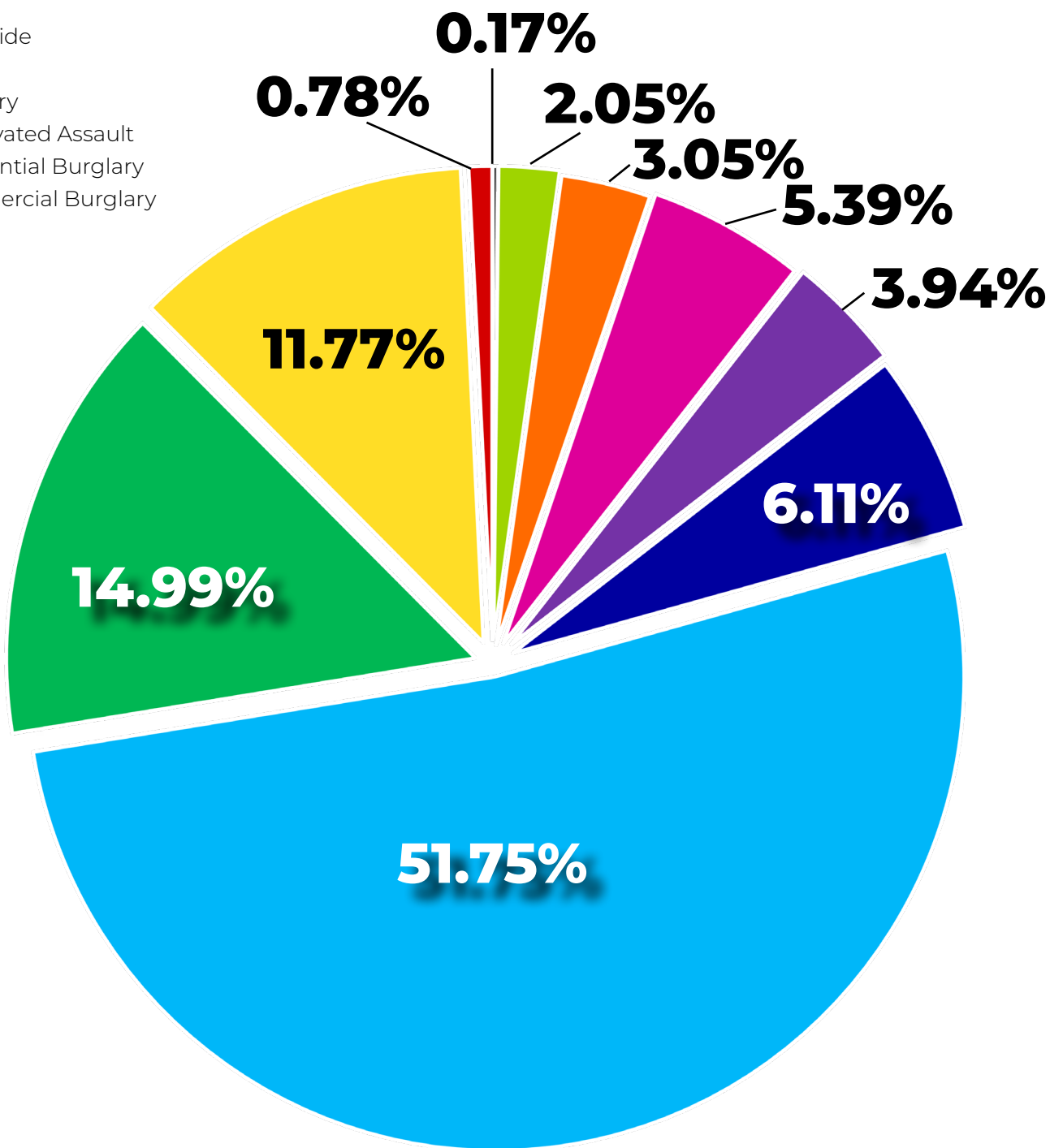


# 2022 Crime Statistics

## PART 1 CRIME BREAKDOWN

Total Part 1 Crimes  
for 2022: 1,801

- Non-Vehicle Larceny
- Vehicle Larceny
- Vehicle Theft
- Arson
- Homicide
- Rape
- Robbery
- Aggravated Assault
- Residential Burglary
- Commercial Burglary





# 2022 Crime Statistics

## PART 1 CRIME NUMBERS

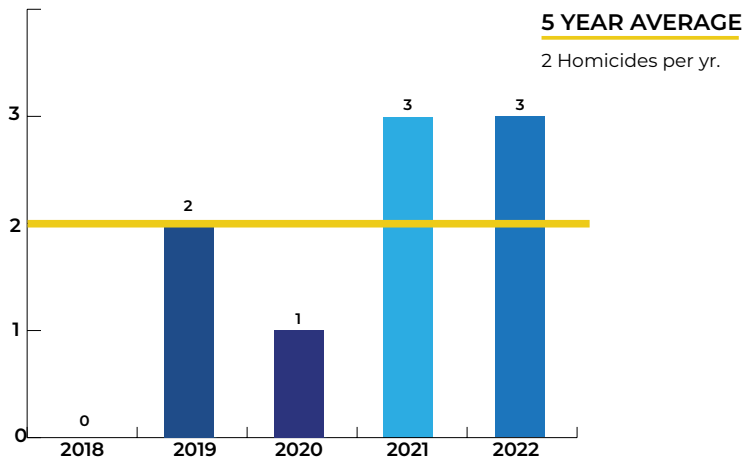
PART 1 CRIMES	2018	2019	2020	2021	2022
Homicide	0	2	1	3	3
Rape	33	31	38	32	37
Robbery	58	39	47	56	55
Aggravated Assault	97	121	79	97	97
Residential Burglary	118	53	79	61	71
Commercial Burglary	95	89	86	103	110
Non-vehicle Larceny	731	754	846	944	932
Vehicle Larceny	598	549	319	322	270
Vehicle Theft	155	136	196	185	212
Arson	7	4	14	6	14

PART 1 CRIMES	JAN	FEB	MAR	APR	MAY	JUN	JUL	AUG	SEP	OCT	NOV	DEC
Homicide	0	0	0	1	0	0	1	1	0	0	0	0
Rape	8	1	1	2	1	2	2	6	5	1	7	1
Robbery	4	7	1	2	5	5	2	9	6	5	5	4
Aggravated Assault	14	6	11	4	9	8	9	12	6	10	5	3
Residential Burglary	15	8	4	5	7	6	3	3	3	2	4	11
Commercial Burglary	14	14	16	10	9	11	5	5	7	5	6	8
Non-vehicle Larceny	87	68	60	73	66	57	84	93	86	76	79	103
Vehicle Larceny	39	17	19	20	10	18	15	28	17	25	27	35
Vehicle Theft	31	27	27	13	10	16	9	7	17	14	29	12
Arson	1	2	3	0	1	2	1	1	1	1	1	1

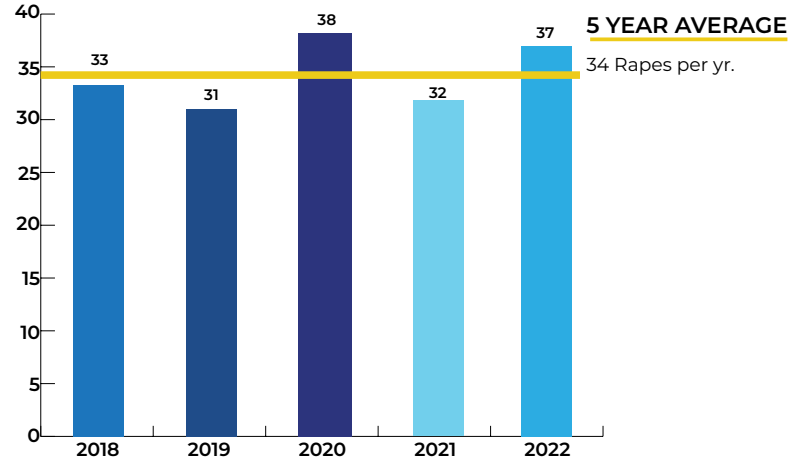
# 2022 Crime Statistics

## PART 1 CRIME NUMBERS

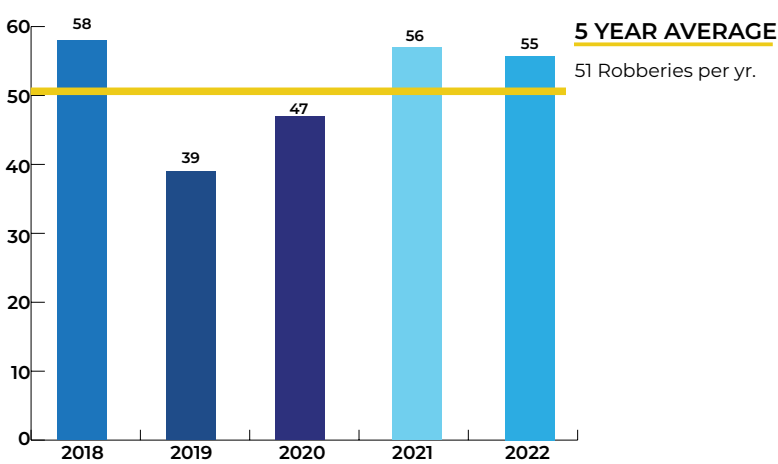
### 2018-2022 HOMICIDES



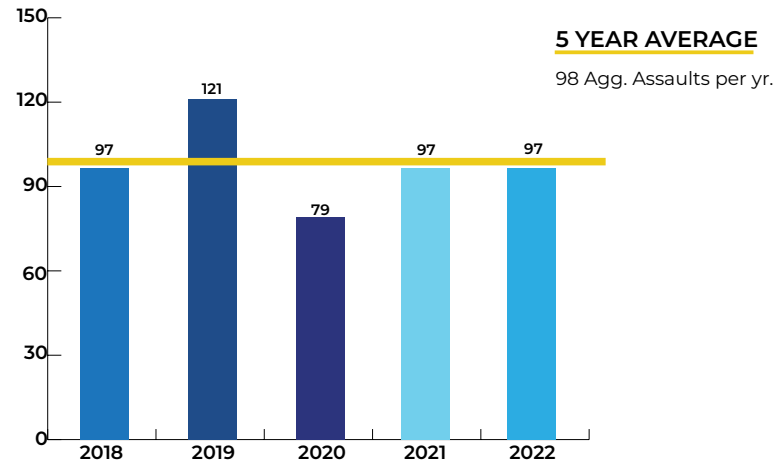
### 2018-2022 RAPES



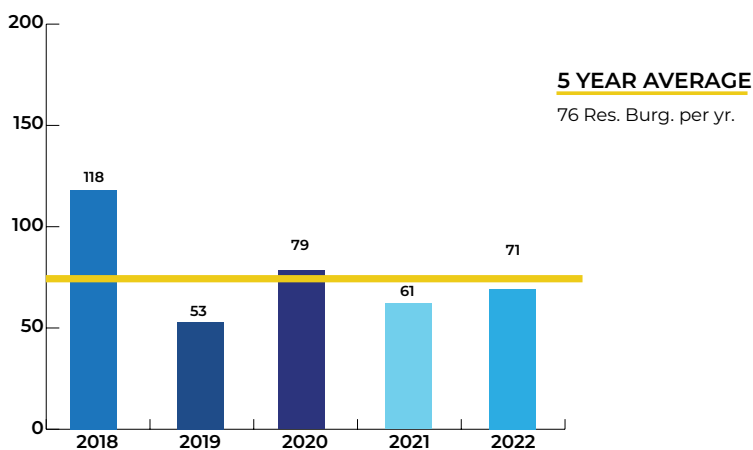
### 2018-2022 ROBBERIES



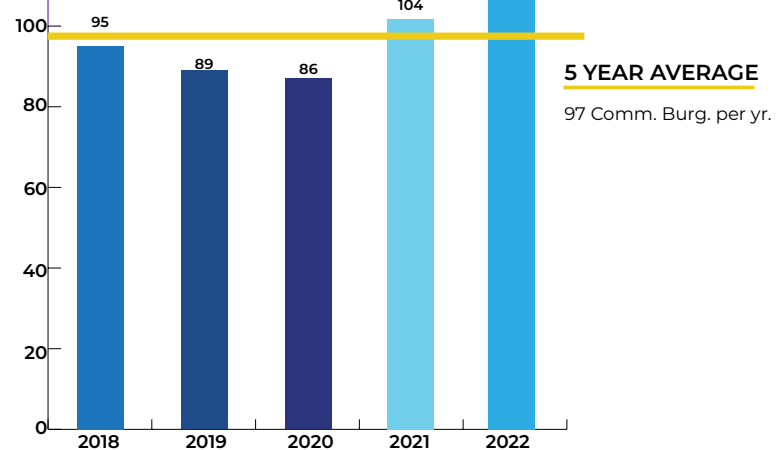
### 2018-2022 AGGRAVATED ASSAULTS



### 2018-2022 RESIDENTIAL BURGLARIES



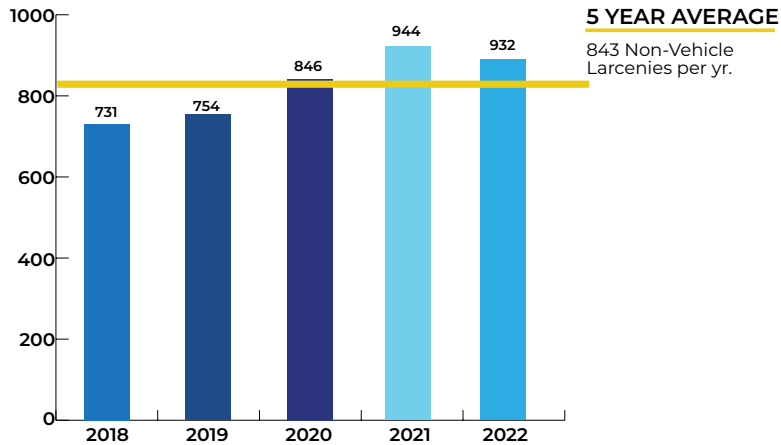
### 2018-2022 COMMERCIAL BURGLARIES



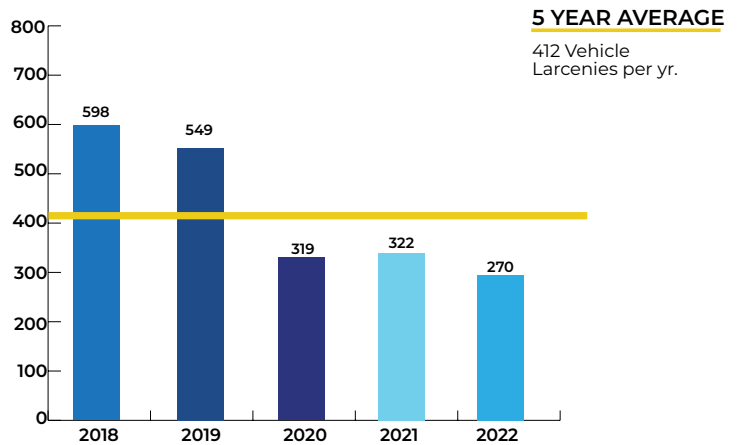
# 2022 Crime Statistics

## PART 1 CRIME NUMBERS

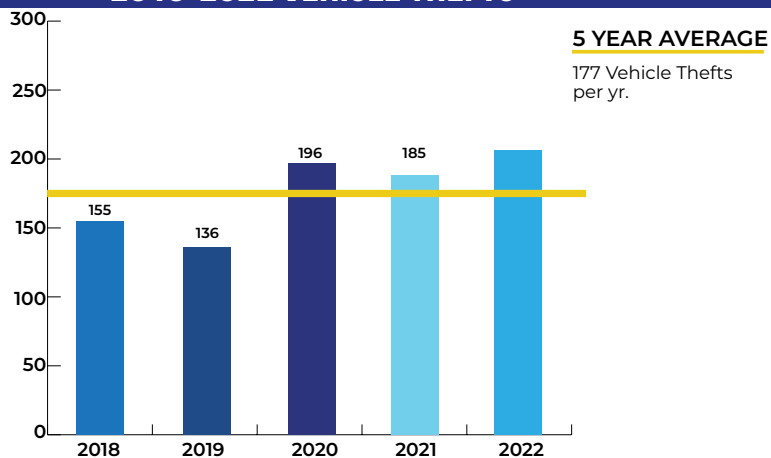
### 2018-2022 NON-VEHICLE LARCENIES



### 2018-2022 VEHICLE LARCENIES



### 2018-2022 VEHICLE THEFTS



### 2018-2022 ARSONS

